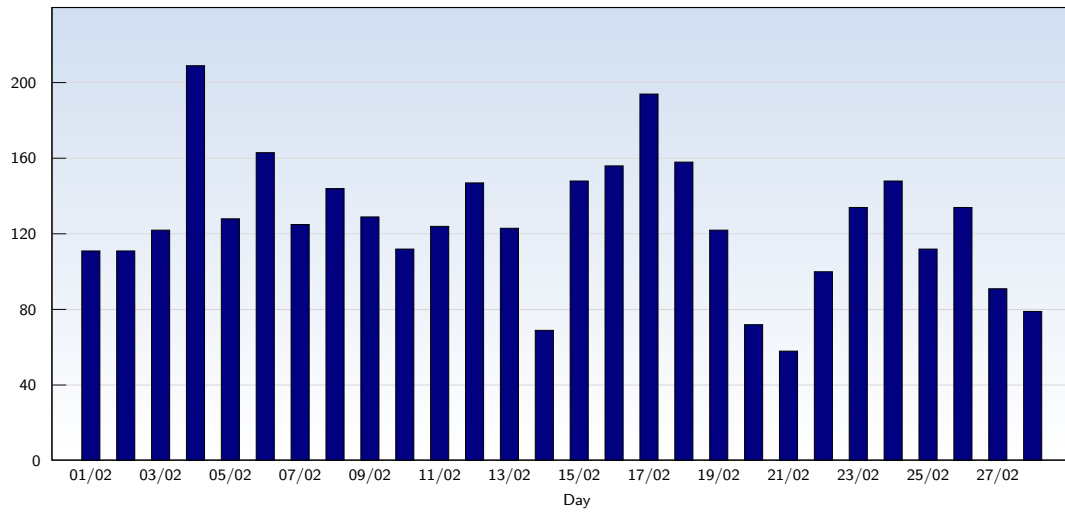


## Unique Visits

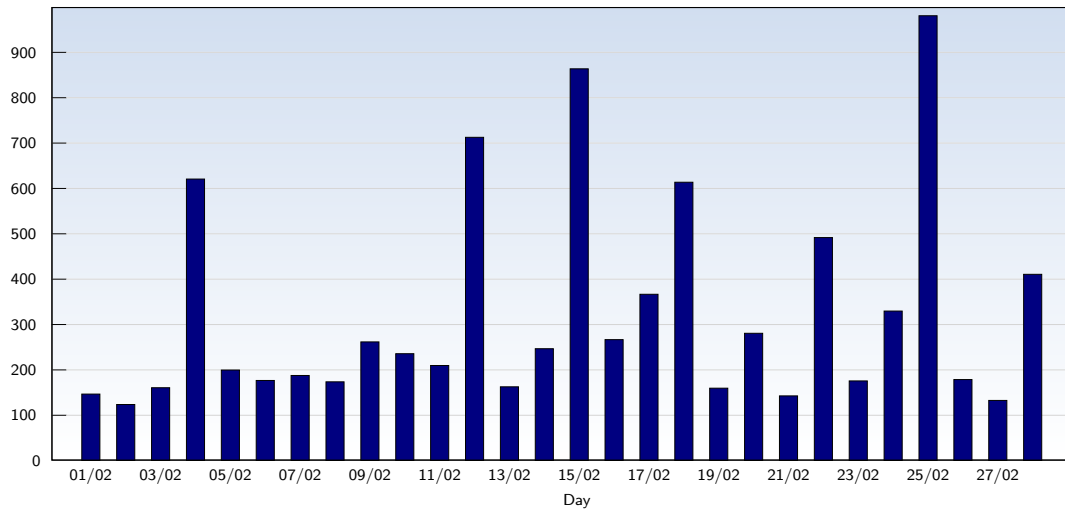


Date	Amount
Monday 01/02/10	111
Tuesday 02/02/10	111
Wednesday 03/02/10	122
Thursday 04/02/10	209
Friday 05/02/10	128
Saturday 06/02/10	163
Sunday 07/02/10	125
Monday 08/02/10	144
Tuesday 09/02/10	129
Wednesday 10/02/10	112
Thursday 11/02/10	124
Friday 12/02/10	147
Saturday 13/02/10	123
Sunday 14/02/10	69

Date	Amount
Monday 15/02/10	148
Tuesday 16/02/10	156
Wednesday 17/02/10	194
Thursday 18/02/10	158
Friday 19/02/10	122
Saturday 20/02/10	72
Sunday 21/02/10	58
Monday 22/02/10	100
Tuesday 23/02/10	134
Wednesday 24/02/10	148
Thursday 25/02/10	112
Friday 26/02/10	134
Saturday 27/02/10	91
Sunday 28/02/10	79
<b>Total</b>	<b>3523</b>

This analysis summarises multiple page impressions of an individual visitor into unique visits. A visitor is counted as an unique visit when requesting at least one page. If more than 30 minutes have elapsed since the first page impression, further requests will be counted as a new unique visit.

## Page Views

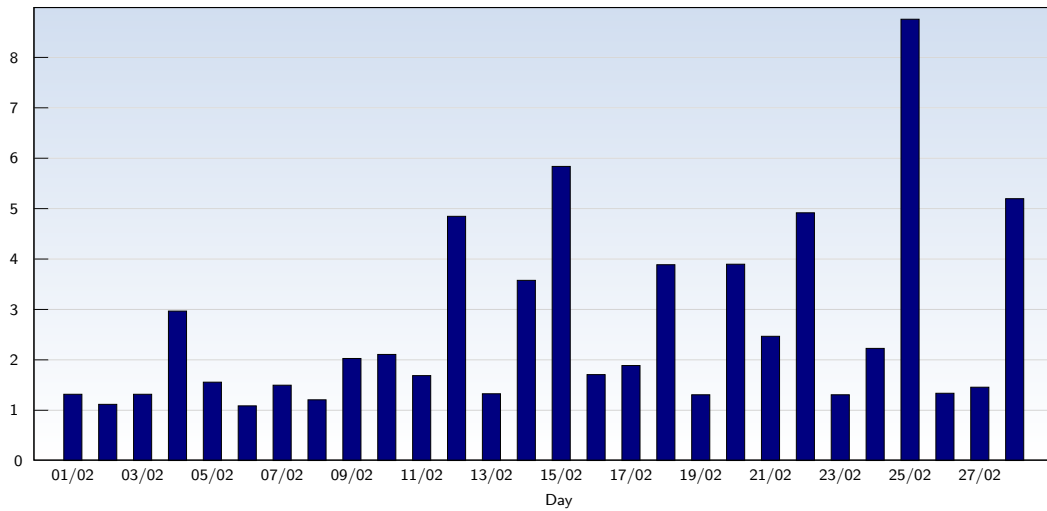


Date	Amount
Monday 01/02/10	147
Tuesday 02/02/10	124
Wednesday 03/02/10	161
Thursday 04/02/10	621
Friday 05/02/10	200
Saturday 06/02/10	177
Sunday 07/02/10	188
Monday 08/02/10	174
Tuesday 09/02/10	262
Wednesday 10/02/10	236
Thursday 11/02/10	210
Friday 12/02/10	713
Saturday 13/02/10	163
Sunday 14/02/10	247

Date	Amount
Monday 15/02/10	864
Tuesday 16/02/10	267
Wednesday 17/02/10	367
Thursday 18/02/10	614
Friday 19/02/10	160
Saturday 20/02/10	281
Sunday 21/02/10	143
Monday 22/02/10	492
Tuesday 23/02/10	176
Wednesday 24/02/10	330
Thursday 25/02/10	981
Friday 26/02/10	179
Saturday 27/02/10	133
Sunday 28/02/10	411
<b>Total</b>	<b>9021</b>

These statistics show all successful page views (also known as page impressions) and the time they were made. Only fully loaded pages are counted. Individual images and components are not included.

## Pages per Visit



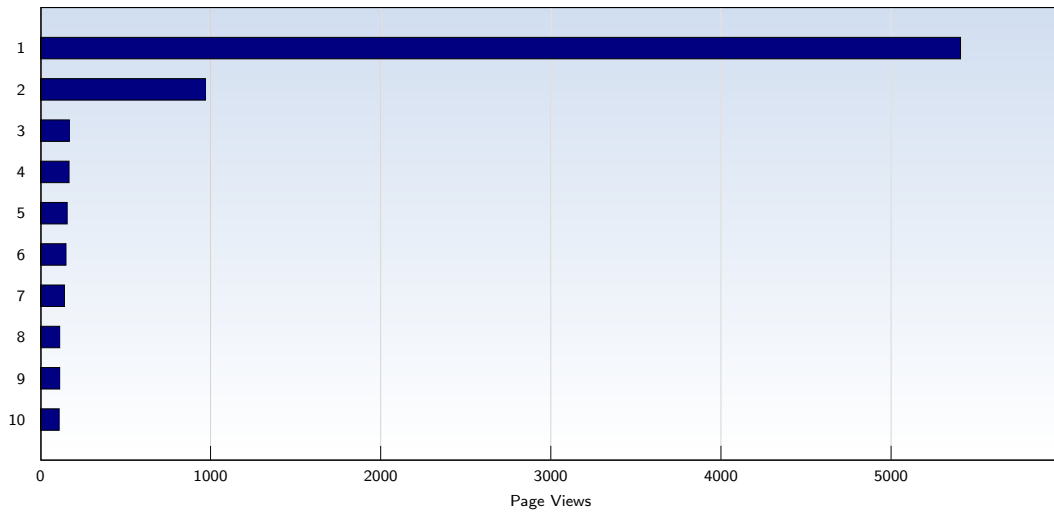
Date	Amount
Monday 01/02/10	1.32
Tuesday 02/02/10	1.12
Wednesday 03/02/10	1.32
Thursday 04/02/10	2.97
Friday 05/02/10	1.56
Saturday 06/02/10	1.09
Sunday 07/02/10	1.50
Monday 08/02/10	1.21
Tuesday 09/02/10	2.03
Wednesday 10/02/10	2.11
Thursday 11/02/10	1.69
Friday 12/02/10	4.85
Saturday 13/02/10	1.33
Sunday 14/02/10	3.58

Date	Amount
Monday 15/02/10	5.84
Tuesday 16/02/10	1.71
Wednesday 17/02/10	1.89
Thursday 18/02/10	3.89
Friday 19/02/10	1.31
Saturday 20/02/10	3.90
Sunday 21/02/10	2.47
Monday 22/02/10	4.92
Tuesday 23/02/10	1.31
Wednesday 24/02/10	2.23
Thursday 25/02/10	8.76
Friday 26/02/10	1.34
Saturday 27/02/10	1.46
Sunday 28/02/10	5.20
<b>Average</b>	<b>2.56</b>

The average number of pages opened per unique visit. Only fully loaded pages are counted.



### Top 10 Popular Pages

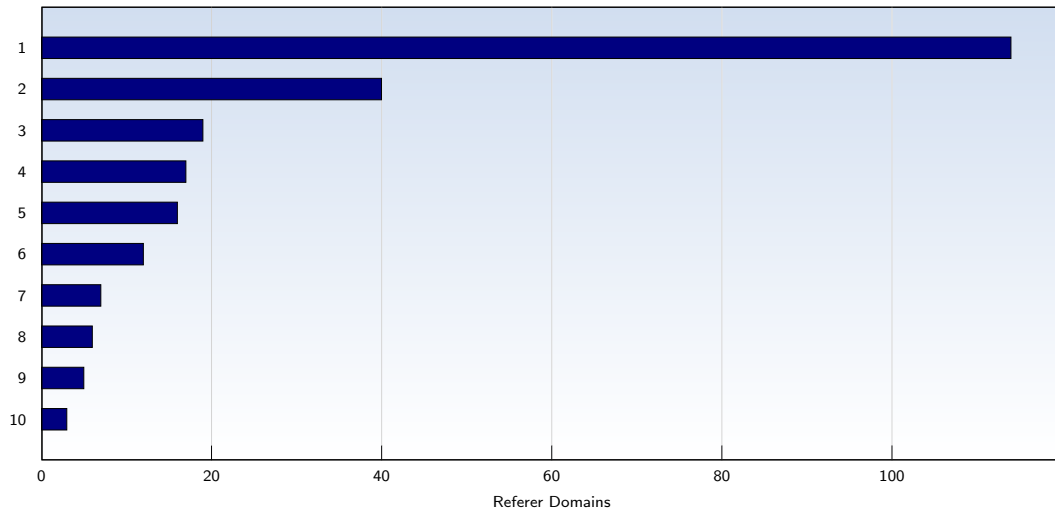


Rank	Page	Amount	%
1	jag.org.uk/tinc	5409	59
2	jag.org.uk/	971	10
3	jag.org.uk/Events.html	171	1
4	jag.org.uk/JagEvents.xml	169	1
5	jag.org.uk/Gallery.html	158	1
6	jag.org.uk/Forum.html	151	1
7	jag.org.uk/Classified.html	142	1
8	jag.org.uk/Forum/phpBB3/adm/index.php	114	1
9	jag.org.uk/MembersArea.html	114	1
10	jag.org.uk/Services.html	111	1
	<b>Total</b>	<b>9021</b>	

These statistics show you the most frequently called pages.



## Top 10 Referrer Domains



Rank	Domain	Amount	%
1	google.co.uk	114	3
2	topgear.com	40	1
3	google.com	19	0
4	yahoo.com	17	0
5	jec.org.uk	16	0
6	bing.com	12	0
7	fsnet.co.uk	7	0
8	ask.com	6	0
9	pornstars.name	5	0
10	aol.co.uk	3	0
	<b>Total</b>	<b>270</b>	

270 out of 3523 visits contained a referer that could be evaluated. This analysis shows domains referring to your site. Subpages are summarised under the main domain.